

# Sapa Mentari

Sajian Pagi Menu Trading dari BRI Danareksa Sekuritas

Kamis, 04 Agustus 2022





## Disclaimer

The information contained in this report has been taken from sources which we deem reliable. However, none of BRI Danareksa Sekuritas and/or its affiliated companies and/or their respective employees and/or agents makes any representation or warranty (express or implied) or accepts any responsibility or liability as to, or in relation to, the accuracy or completeness of the information and opinions contained in this report or as to any information contained in this report or any other such information or opinions remaining unchanged after the issue thereof.

We expressly disclaim any responsibility or liability (express or implied) of BRI Danareksa Sekuritas, its affiliated companies and their respective employees and agents whatsoever and howsoever arising (including, without limitation for any claims, proceedings, action, suits, losses, expenses, damages or costs) which may be brought against or suffered by any person as a result of acting in reliance upon the whole or any part of the contents of this report and neither BRI Danareksa Sekuritas, its affiliated companies or their respective employees or agents accepts liability for any errors, omissions or misstatements, negligent or otherwise, in the report and any liability in respect of the report or any inaccuracy therein or omission there from which might otherwise arise is hereby expressly disclaimed.

The information contained in this report is not to be taken as any recommendation made by BRI Danareksa Sekuritas or any other person to enter into any agreement with regard to any investment mentioned in this document. This report is prepared for general circulation. It does not have regard to the specific person who may receive this report. In considering any investments you should make your own independent assessment and seek your own professional financial and legal advice.



30  
TAHUN  
1992-2022

BRI danareksa sekuritas

BRI

## BUKA REKENING SEKARANG!

[eform.brights.co.id](https://eform.brights.co.id)

**SPECIAL PROMO**

**FEE TRANSAKSI SAHAM**

# 0.1

**BERLAKU UNTUK PEMBUKAAN REKENING BARU JULI-AGUSTUS 2022**

**KLIK DISINI**

**BAGI KAMU PENGGUNA**

\*syarat & ketentuan berlaku



## KEY INDEX PERFORMANCE

### Domestic & Sectoral

	Price	1D	1W	1M	YTD
IDX	7,046.63	0.84%	2.15%	6.14%	7.07%
JKIDX30	532.15	1.18%	2.70%	5.09%	7.05%
LQ45	999.95	1.15%	2.62%	5.24%	7.36%
JKNONCYC	702.14	-0.43%	-2.08%	0.69%	5.72%
JKINFRA	1,021.65	2.27%	3.23%	8.02%	6.50%
JKHEALTH	1,431.37	-0.22%	-5.49%	-4.13%	0.80%
JKCYCLIC	886.80	-1.06%	0.67%	2.89%	-1.51%
JKINDUST	1,327.60	-0.08%	7.25%	14.38%	28.06%
JKTECHNO	7,883.27	3.22%	2.39%	5.96%	-12.35%
JKTRANS	1,988.43	-0.25%	1.86%	9.13%	24.32%
JKENERGY	1,812.83	-0.16%	0.46%	13.15%	59.09%
JKBASIC	1,294.97	0.57%	2.13%	11.37%	4.91%
JKFINANCE	1,518.99	0.94%	3.13%	10.75%	-0.52%
JKII	610.95	1.05%	2.08%	9.65%	8.71%
JKISSI	207.92	0.61%	1.45%	7.08%	10.00%

### Global

Dow Jones	32,812.50	1.29%	1.91%	5.52%	-9.70%
S&P 500	4,155.17	1.56%	3.27%	8.62%	-12.82%
NASDAQ	12,668.16	2.59%	5.28%	13.84%	-19.03%

### EIDO, VIX & DXI

EIDO	23.38	1.04%	2.45%	5.84%	1.78%
VIX	21.95	-8.27%	-5.55%	-20.27%	27.47%
DXI	106.275	0.16%	-0.05%	1.30%	11.17%

### Europe

FTSE	7,445.68	0.49%	1.33%	2.95%	0.83%
GDAXI	13,587.56	1.03%	3.20%	6.37%	-14.46%
CAC40	6,472.06	0.97%	3.42%	8.69%	-9.52%

### Asean & Regional

Thailand (SET)	1,594.73	0.35%	1.16%	2.21%	-3.79%
Malaysia (KLIC)	1,490.57	-0.30%	1.35%	3.69%	-4.91%
China (SSEC)	3,163.67	-0.71%	-3.42%	-7.10%	-13.08%
Hong Kong (HSI)	19,767.09	0.40%	-4.37%	-9.45%	-15.52%
Singapore (STI)	2,589.65	2.00%	0.09%	-0.30%	-19.63%
Japan (N225)	27,741.90	0.53%	0.09%	6.07%	-3.65%
Korea (KS11)	2,461.45	0.89%	1.90%	7.00%	-17.34%

## CURRENCY AND BOND YIELD

	Rate	1D	1W	1M	YTD
USD/IDR	14,912.5	0.15%	-0.65%	-0.35%	4.65%
USD/JPY	133.85	-0.01%	-1.98%	-1.36%	16.31%
EUR/USD	1.0169	0.05%	-0.32%	-2.42%	-10.55%
GBP/USD	1.2147	0.03%	-0.03%	0.35%	-10.22%
ID10YR	7.326	1.40%	-1.19%	0.74%	15.04%
US10YR	2.706	-1.26%	-2.83%	-7.70%	78.99%

## COMMODITY

	Price	1D	1W	1M	YTD
Nickel	22,552.00	0.27%	3.93%	0.24%	8.65%
Coal	355.00	-3.02%	-0.87%	2.89%	140.51%
Gold	1,782.10	-0.42%	3.66%	1.03%	-2.54%
Silver	20.025	-0.57%	7.66%	4.73%	-14.25%
Copper	3.4787	-1.13%	0.10%	-2.94%	-21.69%
Tin	24,249.00	-2.61%	-0.39%	-8.84%	-37.60%
Palm Oil	3.779	-1.61%	2.00%	-10.65%	-22.76%
Oil (Brent)	97.03	-3.49%	-9.01%	-14.53%	24.72%
Oil (WTI)	93.79	-3.08%	-6.52%	-17.64%	20.89%

Source : investing.com, Barchart



## FOKUS HARI INI

\*Rekomendasi kami pada halaman ini menggunakan proyeksi 1 tahun buku, kecuali ada update perkembangan selanjutnya.

### ► Pembangunan Perumahan (PTPP) : Perolehan Kontrak Baru 1H22

PTPP mencatatkan perolehan kontrak baru hingga 1H22 senilai IDR10.9tn (+27.9% YoY) yang didukung dengan strategi *selective investment*. Adapun target perolehan kontrak baru pada FY22 adalah senilai IDR31tn atau tumbuh 34% - 47% YoY yang ditopang oleh potensi *new market* dari pengembangan KIT Batang dan rencana pembangunan IKN. Lebih lanjut, alokasi *capex* untuk FY22 adalah senilai IDR4.3tn dan sudah terserap IDR1.8tn hingga 1H22.

Source : Kontan

### ► Bank BTPN (BTPN) : Perolehan Kinerja 1H22

BTPN mencatatkan peningkatan penyaluran kredit dan laba bersih senilai IDR149.26tn (+10% YoY) dan IDR1.68tn (+2% YoY). Lebih lanjut, tercatat adanya kenaikan Dana Pihak Ketiga (DPK) yang mencapai IDR103.17tn (+7% YoY) dengan CASA mencapai IDR38.93tn (+38% YoY) dan *time deposit* senilai IDR64.24tn (-6% YoY). Sebagai informasi, *gross ratio non performing loan* (NPL) di level 1.35% (vs rata-rata industri : 3.04%).

Source : Emiten News

### ► Pelita Samudera Shipping (PSSI) : Perolehan Kinerja 1H22

PSSI mencatatkan pendapatan dan laba bersih 1H22 senilai USD56.2mn (+23% YoY) dan USD18.8mn (+160% YoY) yang sebagian besar ditopang oleh pendapatan segmen kapal kargo curah. Sebagai informasi, pada 1H22 PSSI mencatatkan total *volume* angkutan mencapai lebih dari 13.8 juta metrik ton dengan beban pokok pendapatan sebesar USD34.7mn. Adapun EBITDA tercatat senilai USD26.1mn dengan *margin* laba bruto sebesar 38.2%

Source : Emiten News

### ► Adaro Energy Indonesia (ADRO) : Produksi Batu Bara 1H22

ADRO mencatatkan produksi batu bara hingga 1H22 mencapai 28.01 juta ton (+6% YoY) dengan *volume* penjualan mencapai 27.5 juta ton (+7% YoY). Secara kuartalan, *volume* produksi dan penjualan batu bara ADRO pada 2Q22 mencapai 15.9 juta ton (+17% YoY) dan 15.3 juta ton (+16% YoY). Disisi lain, tercatat adanya penurunan *overburden removal* menjadi 102.07 Mbcm (vs 1H21 : 115.22 Mbcm) yang diakibatkan oleh cuaca buruk dan kesulitan mendapatkan alat berat.

Source : Investor Daily

### ► Corporate Action

1. *Cum Date Cash Devidend*: AGII IDR10, CTRA IDR14, HOKI IDR1, IBST IDR618, IMAS IDR4, IMJS IDRO.25, MEDC USD0.0014 (Dengan kurs tengah BI pada 8 Agustus 2022), RUIS IDR4

2. *Ex Date Cash Devidend*: AKRA, ATAP, EAST, XCID

3. *Right Issue*: KIOS, Ratio 1:2, Exercise Price IDR300, Trading periods: 25 Juli- 05 Agustus 2022





## Trading Ideas

oleh Hadyatma Dahna Marta – Trading & Investment Specialist

### Composite Daily



S2	S1	R1	R2
6,937	7,000	7,067	7,184

**Last Price : 7,046**

- IHSX diprediksi bergerak mixed cenderung menguat terbatas
- Indikator MACD positif menguat
- Indikator Stochastic overbought menguat
- Indikator RSI overbought menguat

### EMTK – Trading Buy



TP1	TP2	SL1	SL2
1,970	2,020	1,855	1,785

**Last Price : 1,925**

**Trading Range : 1,785 – 2,020**

- Volume transaksi meningkat diatas rata-rata
- Indikator MACD positif menguat
- Indikator Stochastic netral menguat
- Indikator RSI netral menguat

### MPMX – Buy On Weakness



TP1	TP2	SL1	SL2
985	995	955	940

**Last Price : 970**

**Trading Range : 940 - 995**

- Volume transaksi stabil dibawah rata-rata
- Indikator MACD positif melemah
- Indikator Stochastic netral melemah
- Indikator RSI netral konsolidasi

### SCMA – Trading Buy



TP1	TP2	SL1	SL2
242	246	232	228

**Last Price : 238**

**Trading Range : 228 - 246**

- Volume transaksi stabil meningkat dibawah rata-rata
- Indikator MACD positif menguat
- Indikator Stochastic netral menguat
- Indikator RSI netral menguat

### CLEO – Sell



TP1	TP2	SL1	SL2
452	446	468	476

**Last Price: 458**

**Trading Range : 446 - 476**

- Volume transaksi meningkat diatas rata-rata
- Indikator MACD negatif menguat
- Indikator Stochastic netral melemah menuju oversold
- Indikator RSI netral melemah menuju oversold

### AALI – Sell



TP1	TP2	SL1	SL2
9,100	8,975	9,400	9,550

**Last Price : 9,225**

**Trading Range : 8,975 – 9,550**

- Volume transaksi meningkat diatas rata-rata
- Indikator MACD positif melemah
- Indikator Stochastic netral melemah menuju oversold
- Indikator RSI netral melemah menuju oversold

## STOCK PICK

TREND TRADE						
Code	Action	Call Price	Last Price	Target Price	Stop Loss	Remarks
UNVR	BUY	4.900	4.590	5.250	4.450	Rectangle Bullish Day 16
MMLP	BUY	525	505	600	446	Breakout Midchannel Day 6
CTRA	BUY	925	925	1.000	865	Inverted Head and Shoulder Day 4

**Catatan:**

Trend Trade/Minor Trend memiliki rentang waktu hold position dalam 30 hari. \*rekomendasi baru  
Call Price adalah harga pada saat rekomendasi dikeluarkan

SWING TRADE						
Code	Action	Call Price	Last Price	Target Price	Stop Loss	Remarks
MNCN	BUY	940	955	1.010	890	Rebound From Lower Day 8
INDY	BUY	2.510	2.670	2.830	2.400	Double Bottom Day 8
ISAT	BUY	6.800	7.200	7.400	6.550	Bullish Flag Day 2

**Catatan:**

Swing Trade memiliki rentang waktu hold position dalam 3-10 hari. \*rekomendasi baru  
Call Price adalah harga pada saat rekomendasi dikeluarkan

DAY TRADE										
NO	CODE	LAST PRICE	PREV DAY	Δ	% CHG	ACTION	TP1	TP2	SL1	SL2
1	EMTK	1925	1840	85	4,62%	BUY	1.970	2.020	1.855	1.785
2	MPMX	970	965	5	0,52%	BUY	985	995	955	940
3	SCMA	238	234	4	1,71%	BUY	242	246	232	228
4	BBTN	1490	1480	10	0,68%	BUY	1.500	1.505	1.475	1.460
5	CTRA	925	905	20	2,21%	BUY	935	940	910	895
6	PGAS	1695	1675	20	1,19%	BUY	1.710	1.725	1.670	1.645
7	AMRT	1950	1920	30	1,56%	BUY	1.970	1.990	1.910	1.875
8	CLEO	458	460	-2	-0,43%	SELL	452	446	468	476
9	AALI	9225	9400	-175	-1,86%	SELL	9.100	8.975	9.400	9.550
10	DOID	378	372	6	1,61%	SELL	370	364	384	390
11	BABP	132	136	-4	-2,94%	SELL	130	127	136	139
12	BUMI	107	115	-8	-6,96%	SELL	104	101	113	119
13	TCPI	8625	9150	-525	-5,74%	SELL	8.375	8.125	9.025	9.425
14	ACES	655	690	-35	-5,07%	SELL	640	625	685	710
15	RAJA	995	1000	-5	-0,50%	SELL	960	930	1.035	1.075

**Keterangan Day Trade Stock Pick :**

1. Data kumpulan saham diambil dari BRIDS Technical Universe
2. Data diurutkan berdasarkan value transaksi terbesar selama 20 hari bursa terakhir
3. SL1 (Stop Loss 1) = Batas bawah pertama yang direkomendasikan untuk melakukan CUT LOSS
4. SL2 (Stop Loss 2) = Batas bawah kedua yang direkomendasikan untuk melakukan CUT LOSS
5. TP1 (Target Price 1) = Batas atas pertama yang direkomendasikan untuk melakukan TAKE PROFIT
6. TP2 (Target Price 2) = Batas atas kedua yang direkomendasikan untuk melakukan TAKE PROFIT






## Sales Team

### Ferdi Armand Hanafi


Head - Retail Customer Distribution

 [ferdi.hanafi@bridanareksasekuritas.co.id](mailto:ferdi.hanafi@bridanareksasekuritas.co.id)


 (021) 50914100

### I Wayan Satia Jaya

Branch Manager - Coordinator


 Palembang, Depok

 [satia@bridanareksasekuritas.co.id](mailto:satia@bridanareksasekuritas.co.id)


 (021) 78849149

### Rudy Ruslim

Branch Manager


 Mangga Dua


 [rudyr@bridanareksasekuritas.co.id](mailto:rudyr@bridanareksasekuritas.co.id)


 (021) 62301988

### Upik Yuzarni

Branch Manager


 Bumi Serpong Damai (BSD)

 [upik\\_y@bridanareksasekuritas.co.id](mailto:upik_y@bridanareksasekuritas.co.id)


 (021) 29555777

### Maryadi Suwondo

Branch Manager


 Bandung


 [maryadi@bridanareksasekuritas.co.id](mailto:maryadi@bridanareksasekuritas.co.id)


 (022) 860 210 30

### Yahuda Nawa Yanukrisna

Branch Manager


 Yogyakarta, Solo, Semarang

 [yahuda@bridanareksasekuritas.co.id](mailto:yahuda@bridanareksasekuritas.co.id)


 (0274) 551181

### Rachma Yudyawati

Branch Manager

 Surabaya, Malang


 [rachma@bridanareksasekuritas.co.id](mailto:rachma@bridanareksasekuritas.co.id)


 (031) 5345888

### Martha Hidayat

Branch Manager


 Medan


 [marthah@bridanareksasekuritas.co.id](mailto:marthah@bridanareksasekuritas.co.id)


 (061) 4528100

### Umar Bin Aziz

Branch Manager

 Makassar

 [umarba@bridanareksasekuritas.co.id](mailto:umarba@bridanareksasekuritas.co.id)

 (0411) 8114011